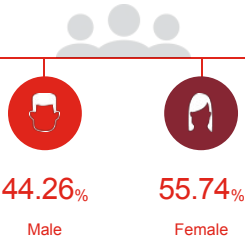


People

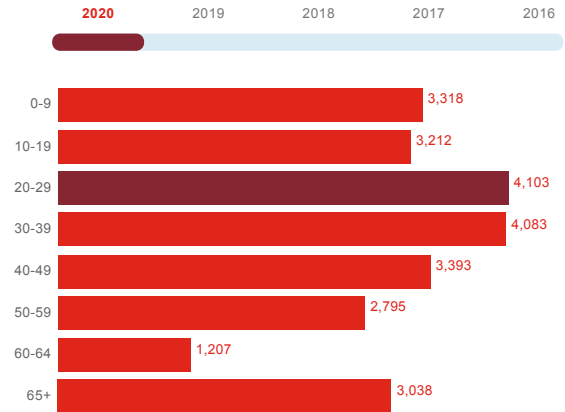
The total population of Marysville is 25,151. The median age is 33.67

25,151

Total Population

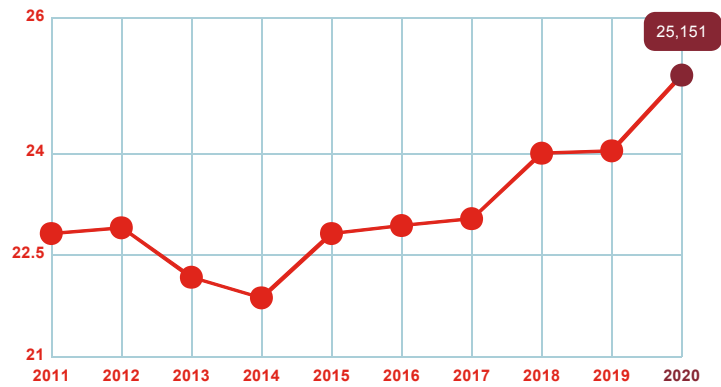


Age Distribution



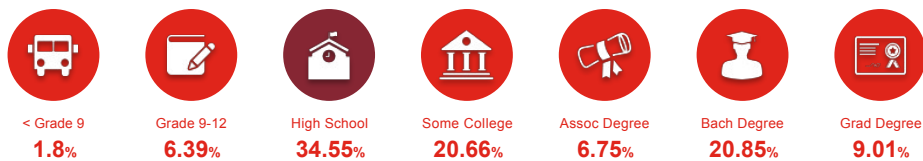
Median Age
34

Population Growth (in thousands)



Educational Attainment

36.61% of the population in Marysville have an Associate's degree or higher. 91.82% have a high school degree or higher.



Labor Force

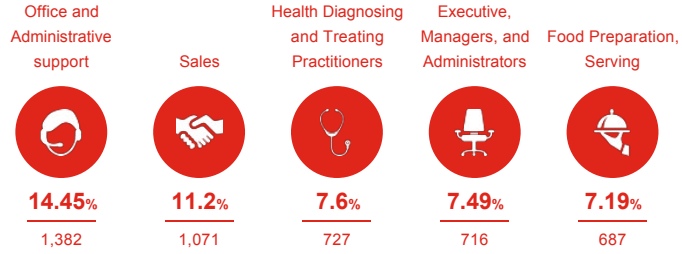
Marysville has a labor force of 12,152 people.

12,152

Labor Force

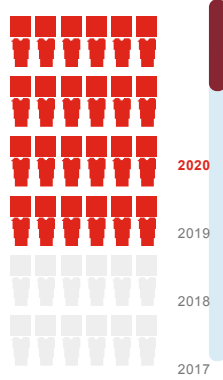
Talent

Where are the top jobs by occupation?



Total Employees

13,456



The work distribution of total employees in Marysville is:



Total Establishments

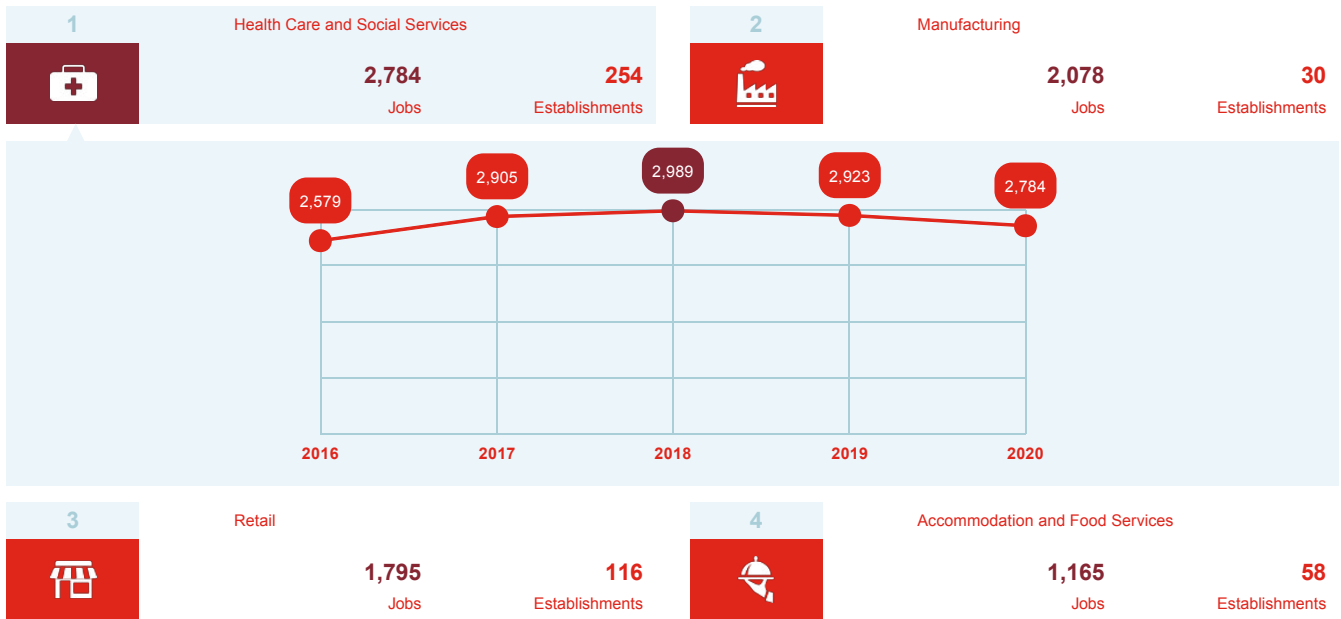
794



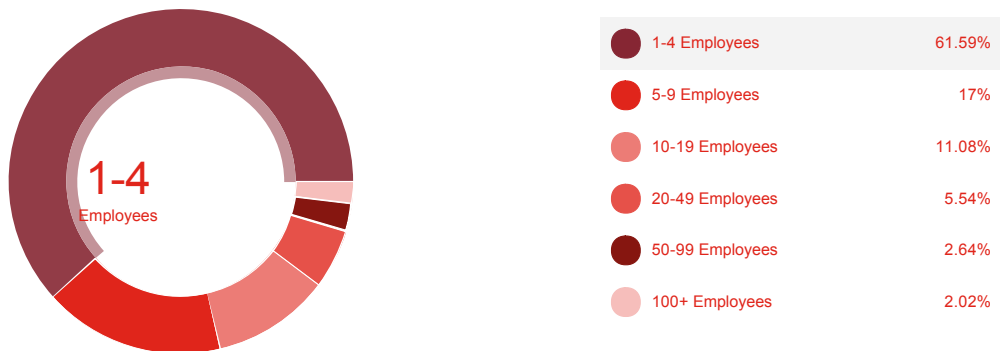
Businesses and Jobs

Marysville has a total of 794 businesses. In 2019, the leading industries in Marysville were Health Care and Social Services, Manufacturing, Retail, and Accommodation and Food Services.

What are the top industries by jobs?



How many employees do businesses in Marysville have?



Income and Spending

Households in Marysville earn a median yearly income of \$74,393. 49.62% of the households earn more than the national average each year. Household expenditures average \$65,434 per year. The majority of earnings get spent on Shelter, Transportation, Food and Beverages, Health Care, and Utilities.



\$74,393

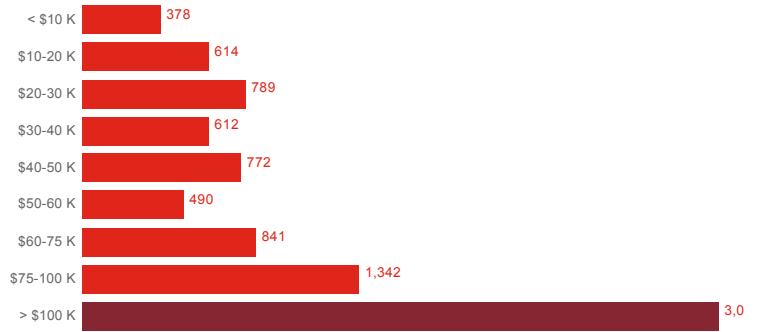
Median Household Income

16% less than the county

24% more than the state

11% more than the nation

Income Distribution



How do people spend most of their money?
PER HOUSEHOLD



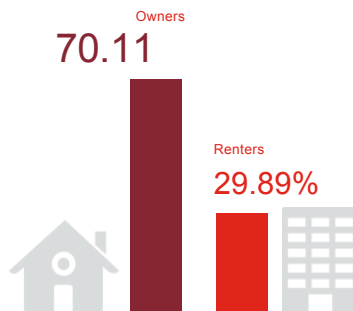
\$65,434

Median Household Expenditure

Housing

There are 135% more households who own their homes than there are renters.

Owners vs. Renters



Transportation

Residents spend an average of 22 minutes commuting to work. Marysville is served by 25 airports within 50 miles. Rail can be accessed within the community. Interstates can be accessed 10 miles away.



22min

Commute Travel Time



1 + 25(+50 miles)

Airports in Community



10miles

Distance to Interstate



Freight Rail

In Community

Taxes



Top State Corporate Income Tax

0%

Top State Corporate Capital Gains Tax

0%

Top State Personal Income Tax

5.33%

Top State Personal Capital Gains Tax

5.3%

State Sales Tax

5.75%